

# LAKE SURVEY MAP

BLUE  
LAKE

ONEIDA  
COUNTY

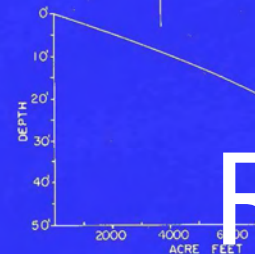
SEC. 28, 29, 32, 33 T. 39 N. R. 6 E.

Bobcat Lake  
43.9 Acres

12.7 A.

18.5 Acres

47.9 Acres



# Recreational Water Use and Water Quality Survey

EQUIPMENT RECORDING SONAR MAPPED AUG 1972  
MONTH YEAR  
LAKE BOTTOM SYMBOLS

TOPOGRAPHIC SYMBOLS		LAKE BOTTOM SYMBOLS	
(B) Brush	Steep slope	P. Peat	B. Boulders
(W) Partially wooded	----- Indefinite shoreline	Mk. Muck	Stumps & Snags
(W) Wooded	----- Marsh	C. Clay	Rock danger to navigation
(C) Cleared	----- Spring	M. Marl	T. Submergent vegetation
(P) Pastured	----- Intermittent stream	Sd. Sand	I. Emergent vegetation
(A) Agricultural	----- Permanent inlet	Sl. Silt	F. Floating vegetation
B.M. Bench Mark	----- Permanent outlet	Gr. Gravel	BS. Brush shelters
Dwelling	----- Dam	R. Rubble	
Resort	----- D.N.R. State owned land	Bc. Bedrock	
Comp			



Access Access with Parking Boat Livery  
Drawn by: C. Holt  
Field work by: J. Smith, W. Evans

SPECIES OF FISH

Species	Abundant	Common	Present
Muskie			
N. Pike			
Walleye	X	X	X
L. M. Bass	X	X	X
S. M. Bass	X	X	X
Panfish	X	X	X
Trout			

WATER AREA 436.4 ACRES  
PERCENT OVER 20 FT. 63 %  
MAX. DEPTH 49 FEET  
TOTAL ALK. 25 P.P.M.  
VOLUME 11,160 ACRE FT.  
MAIN SHORELINE 5.64 MI.  
ISLAND SHORELINE 1.50 MI.



# Recreation





# Recreation

## Boat Ownership...

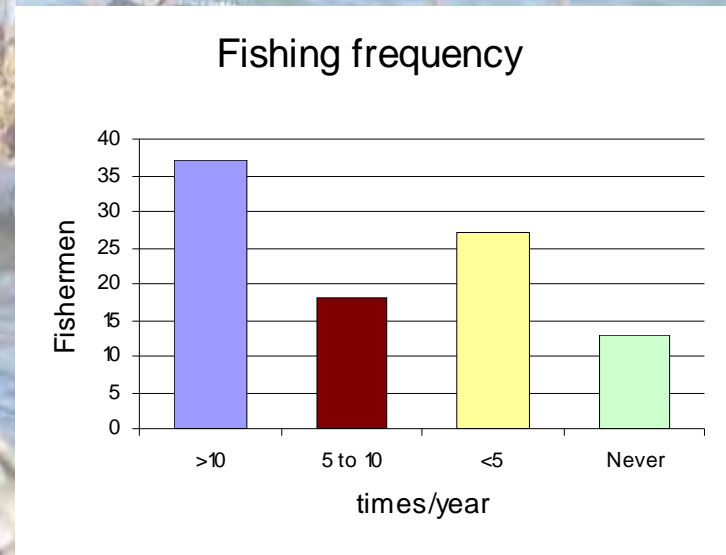
Type of Boat	Horsepower	Number Owned
Ski boat	Average: 132	• 58
Pontoon boat	Average: 24	• 54
Motor (fishing) boat	Average: 16	• 60
PWC	Average: 31	• 10
Canoe	N/A	• 71
Kayak	N/A	• 95
Sailboat	N/A	• 25
Aqua Cycle	N/A	• 2



# Recreation

## Fishing (frequency)...

- > 10 times (37)
- 5 - 10 times (18)
- < 5 times (27)
- never (13)



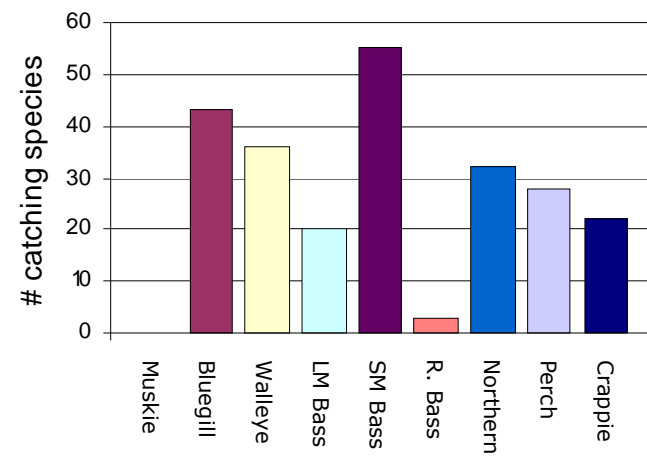


# Recreation

## Fishing (caught)...

- Muskie (0)
- Bluegill (43)
- Walleye (36)
- Largemouth Bass (20)
- Smallmouth Bass (55)
- Rock Bass (3)
- Northern (32)
- Perch (28)
- Crappie (22)

Fish Species Caught

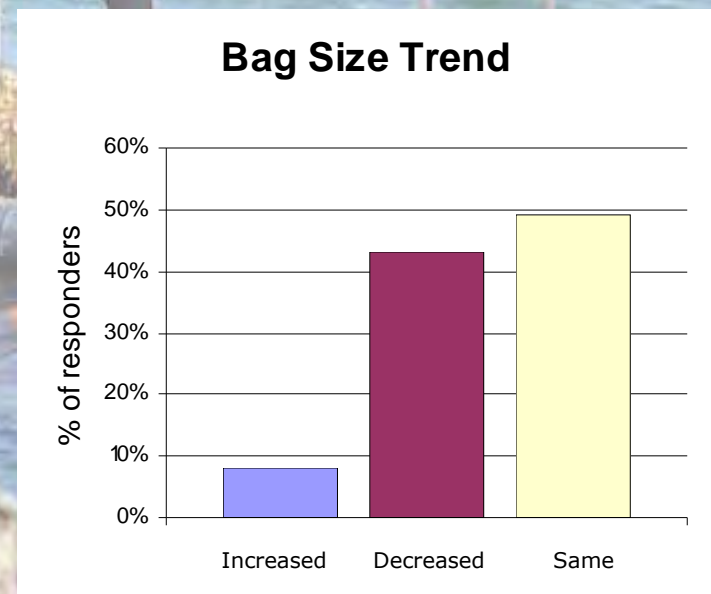




# Recreation

## Fishing (bag trend)...

- Increased (8%)
- Decreased (43%)
- Same (49%)



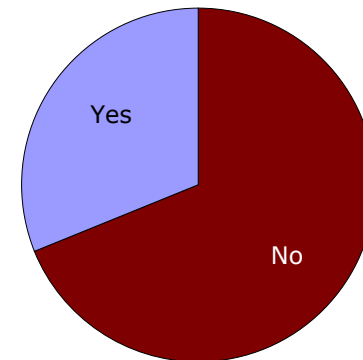


# Recreation

Do you ice fish?

- Yes (31%)
- No (69%)

Ice fishing participants

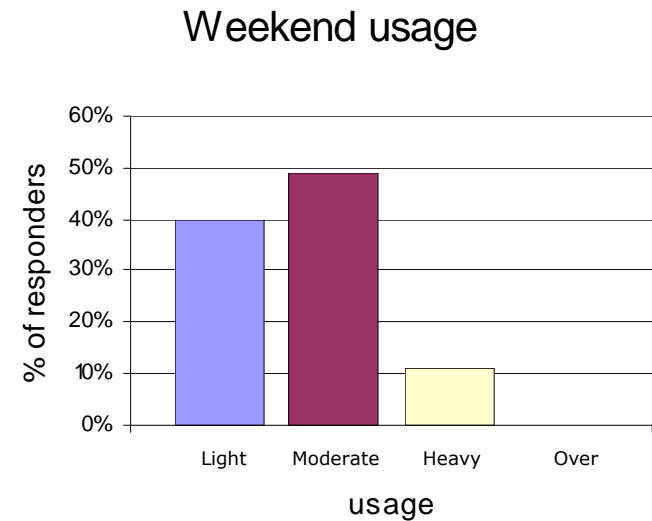




# Recreation

## Weekend usage...

- Light use (40%)
- Moderate use (49%)
- Heavy use (11%)
- Over use (0%)





# Recreation

## Weekday usage...

- Light use (78%)
- Moderate use (22%)
- Heavy use (0%)
- Over use (0%)

