

LAKE SURVEY MAP

BLUE
LAKE

ONEIDA
COUNTY

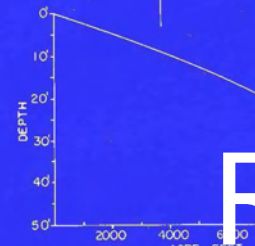
SEC. 28, 29, 32, 33 T. 39 N. R. 6 E.

Bobcat Lake
43.9 Acres

12.7 A.

18.5 Acres

47.9 Acres



Recreational Water Use and Water Quality Survey

EQUIPMENT RECORDING SONAR MAPPED AUG 1972
MONTH YEAR
LAKE BOTTOM SYMBOLS

TOPOGRAPHIC SYMBOLS		LAKE BOTTOM SYMBOLS	
(B) Brush	Steep slope	P. Peat	B. Boulders
(W) Partially wooded	----- Indefinite shoreline	Mk. Muck	Stumps & Snags
(W) Wooded	----- Marsh	C. Clay	Rock danger to navigation
(C) Cleared	----- Spring	M. Marl	T. Submergent vegetation
(P) Pastured	----- Intermittent stream	Sd. Sand	I. Emergent vegetation
(A) Agricultural	----- Permanent inlet	Sl. Silt	F. Floating vegetation
B.M. Bench Mark	----- Permanent outlet	Gr. Gravel	BS. Brush shelters
Dwelling	----- Dam	R. Rubble	
Resort	----- D.N.R. State owned land	Bc. Bedrock	
Comp			

600' 0' 600' 1200' 1800' 2400'
SCALE

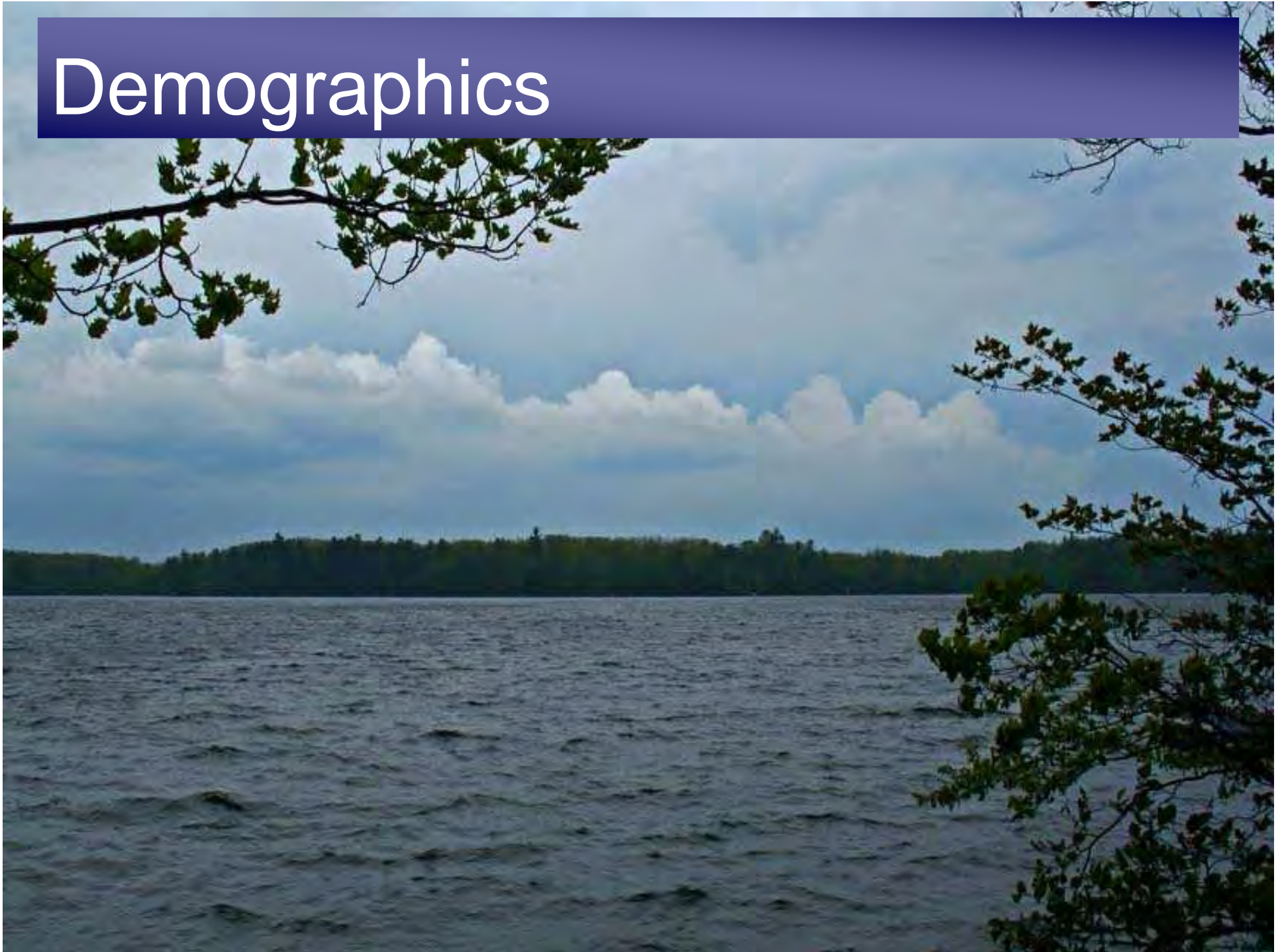
Access Access with Parking Boat Livery
Drawn by: C. Holt
Field work by: J. Smith, W. Evans

SPECIES OF FISH

Species	Abundant	Common	Present
Muskie			
N. Pike			
Walleye	X	X	X
L.M. Bass	X	X	X
S.M. Bass	X	X	X
Panfish	X	X	X
Trout			

WATER AREA 436.4 ACRES
PERCENT OVER 20 FT. 63 %
MAX. DEPTH 49 FEET
TOTAL ALK. 25 P.P.M.
VOLUME 11,160 ACRE FT.
MAIN SHORELINE 5.64 MI.
ISLAND SHORELINE 1.50 MI.

Demographics



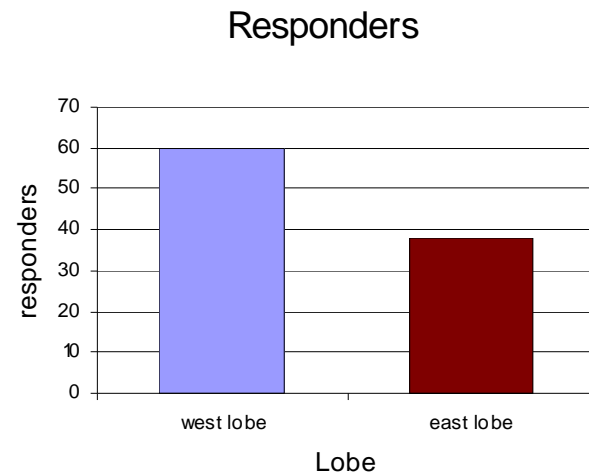
Demographics

- 141 Surveys Mailed
- 103 Surveys Returned
- = 73% response rate

Demographics

Property owned on the...

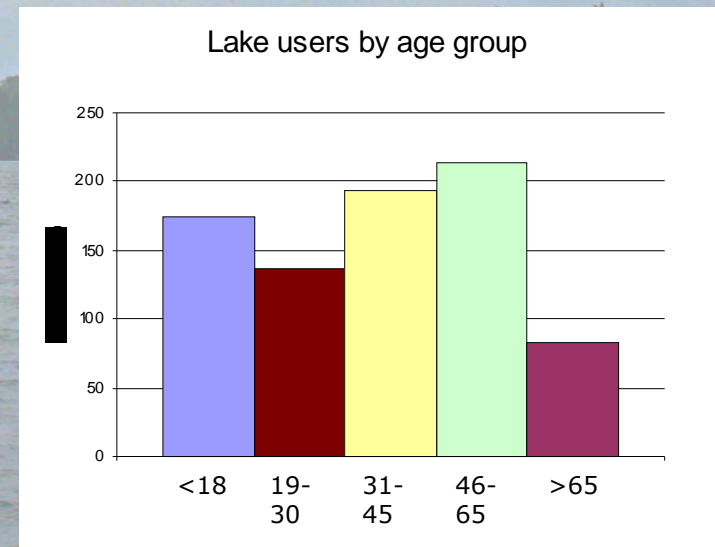
- West Lobe (60)
- East Lobe (38)



Demographics

Lake Users (by age)...

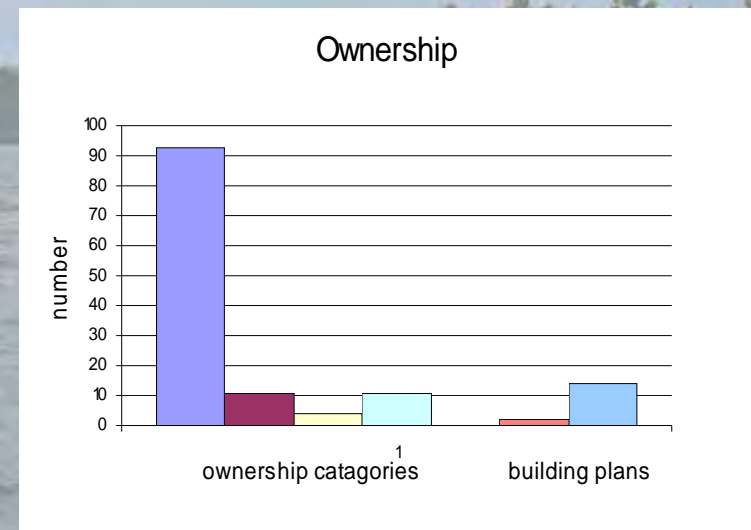
- < 18 (175)
- 19 to 30 (136)
- 31 to 45 (194)
- 46 to 65 (214)
- > 65 (83)



Demographics

Ownership (property)...

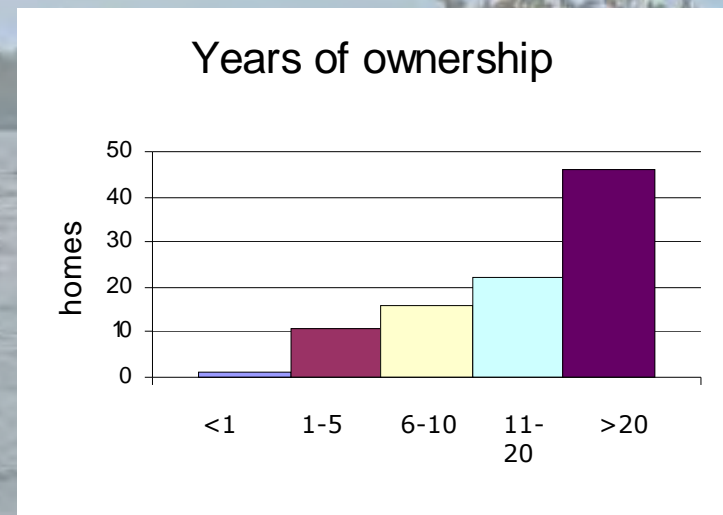
- water/house (93)
- water/lot (11)
- offshore/house (4)
- offshore/lot (11)
 - plan to build – yes (2)
 - plan to build – no (14)



Demographics

Ownership (years)...

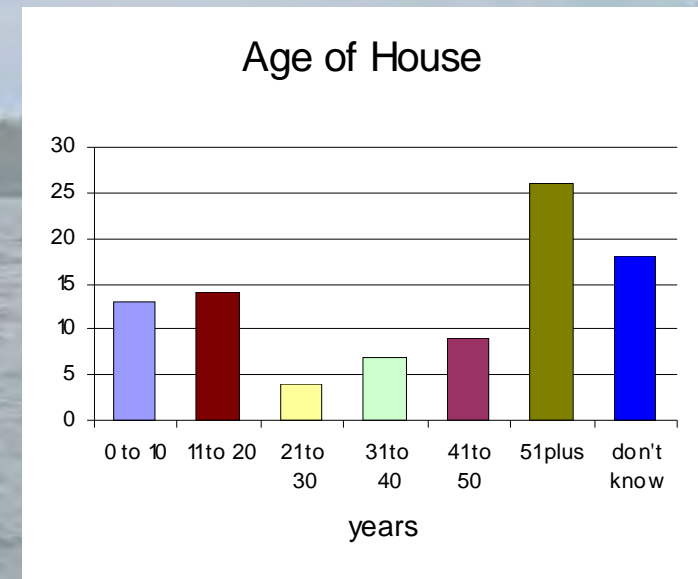
- < 1 year (1)
- 1 – 5 years (11)
- 6 – 10 years (16)
- 11 – 20 years (22)
- > 20 years (46)



Demographics

Age of house...

- 0-10 years (13)
- 11-20 years (14)
- 21-30 years (4)
- 31-40 years (7)
- 41-50 years (26)
- > 51 years (26)
- Don't know (18)



Demographics

Residency...

- year round - full time (14)
- summer - full time (19)
- summer - part time (21)
- weekend - part time (43)
- planning on full time (14)

